



EUCLID MIDDLE SCHOOL

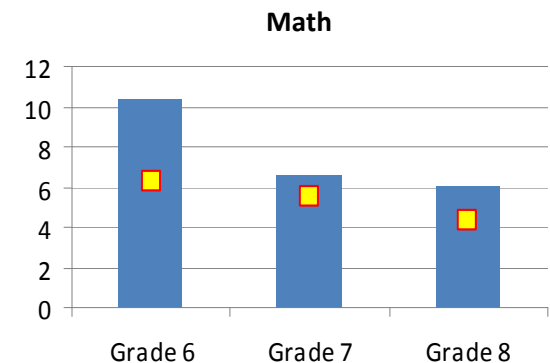
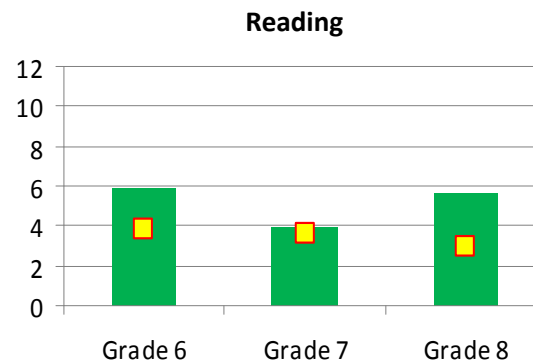
Fall 2008 CogAT Results Grade 6


	SAS	PR
Verbal	108.2	70
Quantitative	105.7	64
Nonverbal	105.6	64
Composite	107.4	68

SAS = Standard Age Score
 PR = Percentile rank shows percent of students in national sample with scores lower than typical Euclid students.

Measures of Academic Progress (MAP)

Reading	Fall 2008		Spring 2009	
	Median RIT	PR	Median RIT	PR
6 th Grade	216	60	224	74
7 th Grade	220	60	225	66
8 th Grade	226	67	231	74
Math	Fall 2008		Spring 2009	
	Median RIT	PR	Median RIT	PR
6 th Grade	223	61	236	77
7 th Grade	231	65	239	73
8 th Grade	235	61	241	63



  Average Growth Expected Growth

Median RIT = Score with equal number of scores above and below; RIT is an equal-interval scale used to chart growth from year to year.
 PR = Percentile rank shows percent of students in national sample with scores lower than typical Euclid students.